



Welcome

to the Worcester Model Aero Club



Welcome to the Worcester Model Aero Club

We're among the oldest model flying clubs in the world, having being formed in 1903

We hope you enjoy your time in our model club! We have written up this welcome pack just to explain rules and procedures, so you are fully up to speed with the rest of the club. Please take the time to digest it all, and email us for any queries. We are a friendly group, and to make the most of your membership, to meet other members, and to get latest updates, follow the simple steps below:

1

**FOLLOW US ON
FACEBOOK**

facebook.com/
worcestermodelaeroclub

2

**JOIN OUR PRIVATE
WHATSAPP GROUP**

Email the webmaster to
request to join

3

**VISIT THE FIELDS AND
MEET US**

Meet your fellow members
and get to know us!

A quick checklist for you to get started

- Submit your details to our webmaster to ensure your account is fully up to date.** Visit <https://tinyurl.com/worcestermac> to complete the sign up process
- Ensure you have web access by logging into the website using your provided password.** Reset your password to something private once you have logged in
- Know the club rules and flying times** by looking at our website or reading them in this welcome pack
- Connect with us on the BMFA Website** to allow us to keep track of our membership, and to ensure you are affiliated with us



Club Rules and Constitution

We have a few rules in place to ensure you, our members and our flying sites are safe

The rules are available on our website or requesting a copy by email, but is also included in this welcome pack for you.

To access them online, visit our website and click on 'Club Info', or visit <https://wmac.uk/club-rules/>

Please study them, as it is imperative they are followed for all of our safety. We have held our sites for over 20 years, and have excellent relationships with our landlords because of how well we operate our club.

Our constitution is available once you are logged in, and details certain things for you to understand. It lays out club info and procedures. This includes a disciplinary procedure, complaints procedures, roles within the club, membership information, the name of the club along with financial information and meetings.



Who are we?

The WMAC are a club based in Worcestershire, with a field at Hanbury and Rushwick available to both fly at

The club caters for all aspects of model flying, and our members fly model types ranging from micro indoor quad-copters, to large fixed wing scale aeroplanes. We encourage all major disciplines of the hobby, although our sites are not suitable for gas turbine flying.

We have modellers who build their own models either from plans or kits and those who buy from a wide range of "ARTF" kits.

For more info, visit <https://wmac.uk/about-us/>

CORONAVIRUS PANDEMIC

During the Coronavirus pandemic, we have brought in extra club rules to ensure your safety. These align with government advice first and foremost, followed by guidance from our landlords and the BMFA.

We are requesting you book in to fly. To do this, you will need to log into the website and book. **No one else can book for you.** The amount of people who can visit the field at a time will be written on the booking page for you to read. To find this page, log in, and click on the 'Members' menu and navigate to 'Flying Session Bookings'.

Please ensure you adhere to any distancing regulations, and keep yourself updated by visiting <https://wmac.uk/covid/>





Club rules

1. Always check to see who else is on the same frequency when using 35mhz (not applicable to 2.4ghz spread spectrum).
2. When using 35mhz (not applicable to 2.4ghz spread spectrum) do not switch your transmitter on, unless you are in possession of the appropriate frequency peg.
3. Return the frequency peg to the board after your flight and post-flight checks when using 35mhz (not applicable to 2.4GHz spread spectrum).
4. Do not hog or forget to return the peg when using 35mhz (not applicable to 2.4ghz spread spectrum).
5. If more than two flyers using 35mhz (not applicable to 2.4ghz spread spectrum) are on site, you must use the frequency control peg system.
6. Don't go home with the frequency peg when using 35mhz (not applicable to 2.4ghz spread spectrum)
7. An Orange pennant (35MHz) identifying your frequency number should be attached to your transmitter.
8. Always restrain your model, either by helper or by some sort of tail restraint before attempting to start your engine.
9. Never start engines facing the pits. Face the flying area. Make sure your prop wash is not going in the direction of anyone.
10. Always inform other pilots flying of your intentions (there may be someone on dead stick approach)
11. Noise regulations will be in accordance with BMFA guidelines.
12. No aerials will be extended in the pits area.
13. Engines must not be run for prolonged periods in the pits area.
14. No more than 4 models to be in the air at one time.
15. All pilots must produce BMFA insurance proof on request.
16. No unleashed dogs allowed in the field.
17. The lighting of fires is not permitted under any circumstances.
18. All litter and the remains of damaged models to be removed.
19. No person to fly a model unless completely satisfied that it is safe to do so. This includes weather conditions as well as air worthiness. Note under CAA rules, this responsibility rests with the pilot and you could be prosecuted for any failure to comply.
20. Pilots must be in possession of a BMFA 'A' Certificate before flying solo.
21. Guest fliers are welcome but only by prior consent of a committee member, must be accompanied by the inviting member at all times and must produce proof of insurance. A guest flyer may attend up to 3 times per year. The inviting member is responsible at all times for the guest and their behaviour.
22. No games or horseplay on the field.
23. A parent or legal guardian must supervise any vulnerable adult or person under eighteen at all times.
24. Models larger than 50cc must be flown in front of 2 committee members before being flown solo unless already noise tested using a club noise meter.



Membership

You have purchased your membership, and this runs from January 1st to December 31st each year

It entitles you to use either of our flying fields during the stated times. Please remember to renew your subscription before the end of Dec each year to give us time to get membership cards etc ready for the start of the new year. Members who do not rejoin before the end of January will be deemed to have left the club, and will forfeit any benefits from length of membership. For example, if there is currently a waiting list then you will move to the end of the list. The new member joining fee will be levied on those rejoining after Jan 31st.



Noise

We have a few rules regarding noise levels at our sites, in order to preserve our excellent relationship with our landlords

Noisy models have caused the club problems in the past and we now monitor and individually test models for compliance with BMFA guidelines of 82dBA @ 7m. **You MUST be able to produce a Club test certificate for each model before flying at Rushwick.**

Hanbury has a sensible approach to noise, all models must be effectively silenced and run a suitable propeller.

Flying Dates, Times and Regulations

Site	IC Flying times	Quiet electric Flying times (max 3 cell lipo power)
Hanbury	Monday-Saturday 10am until 8pm	Dawn until dusk every day
	Sunday 10am until 5pm	
Rushwick (Must be tested to 82db or less)	Monday - Saturday - Even dates only 10am until 8pm	Dawn until dusk every day
	Monday - Saturday - Odd dates only no IC flying	
	Sunday 10am until 5pm	



Flying Sites

Hanbury


Hanbury is located a few minutes outside of Droitwich Spa

52°16'11.3"N : 2°02'16.4"W



We have been at our Hanbury farm for over 20 years. Our current field was moved into by WMAC in September 2020, and is a great little field capable of taking models of all types and sizes that are allowed in our club.

Address: Great Lodge Farm
Hanbury (Bromsgrove)
B60 4HW



Virtual Site Tour

To view more, visit <https://wmac.uk/flying-sites/>

Rushwick

Rushwick is located a few minutes south of Worcester

52°10'57"N : 002°17'38"W



Rushwick is a field we have also been at for nearly 20 years. The field is great for all model types allowed by the club, and has a fantastic view of the Malvern Hills. The site can close in the winter due to flooding. See Page 4 for noise restrictions.

Address: Otherton Lane
Worcester
WR6 5LS





Online Services

Your membership also includes use of our online services. This includes our own website, Facebook, WhatsApp and Instagram

We re-wrote our website in 2020, giving you more features to access and better security. You have access to our online systems on our own website, which include booking to fly, posting classified ads, contact other members, post in our forum, our online store for merchandise and renewals, see when the field was last mown and 'Find My Aircraft'.

WhatsApp is a public group for everyone to chat about club matters, projects they're completing, general chit chat and advice. Club updates and communications are also posted on there, as well as Facebook, Instagram and emails.

Useful emails

membership@wmac.uk

webmaster@wmac.uk

contact@wmac.uk

committee@wmac.uk

Membership Enquiries

Website and IT Enquiries

General Committee Contact

Contact both the 'membership' and 'contact' addresses

GDPR

To ensure we are doing all we can to keep your data safe, we have a GDPR policy in place. Please take a read online

You must read the GDPR Policy on our website, found in the 'Club Info' menu. If you do not have internet access, please speak to a committee member who can print a copy for you. By being a member, you accept to us holding personal data on you for communicative reasons only. We do not sell or share your information, and only the committee and webmaster can see confidential information. You also agree that you won't share confidential club data, such as finances, field locations or membership data. If found this has been breached, access to online services is revoked and possible disciplinary action can be taken.





Beginners

We do not charge for instructing new flyers in our club

Your subscription helps pay for the rent for two fields, mowers, fuel and maintenance and any exceptional costs necessary to retain those flying sites. We will try to put you in touch with volunteer instructors within the club but can make no absolute guarantee about their availability. Speak to the club Training officer, for help with instruction. No part of your subscription goes towards instruction fees, it is an entirely private arrangement between you and your chosen instructor. None of our instructors make a charge for instruction.

Ask the Webmaster to add you to the learners WhatsApp group, or for an instructor's contact details.



Membership Cards and Online Log in

You will receive your membership card soon, which will include your WMAC Member Number, your BMFA information and your name

Your membership card will be sent by post, and your log in details by email if you don't already have them. Please read and check your card details, and check your junk folder for your log in. Visit our website for all of the latest information at www.wmac.uk, and ensure you look in the Member's Area when you're logged in to make full use of your membership with us.



Club Events, Renewals and Meetings

We have various club events during the year, including BBQs, curry nights, scale days, classic aerobatic events and fun fly ins where we have fun competitions such as spot landings.

Renewals are handled online, where you can pay by card, cash, cheque or bank transfer.

We hold an AGM each December, and hold EGMs if such an event is necessary.

BMFA Affiliation Scheme

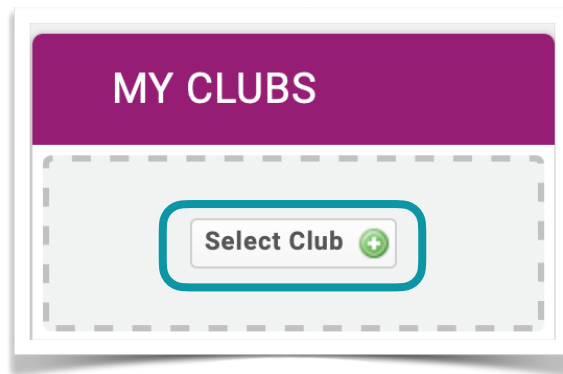
We are an affiliated club with the BMFA: **Club Number 0288**

To make use of this, we ask if you'd affiliate your BMFA account with our club. You can affiliate your account with as many clubs as you are part of, not just one.

First, log into your BMFA account at <https://bmfa.azolve.com>

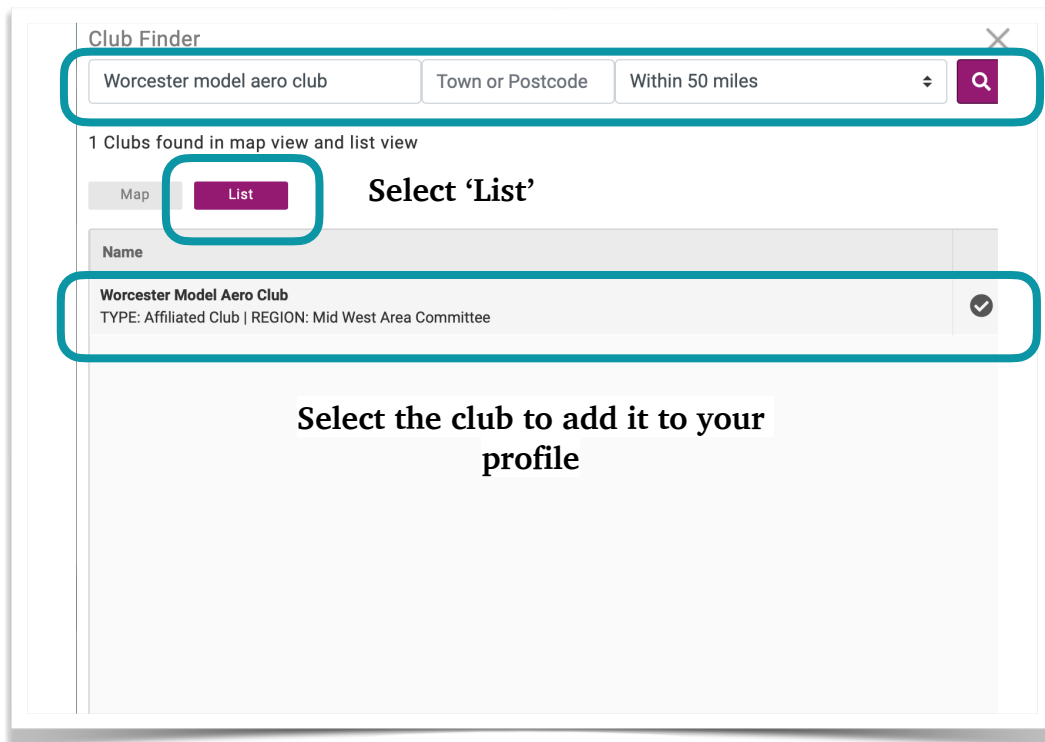
1

Click 'Select Club' on the right hand side of the screen after logging in



Type 'Worcester Model Aero Club' in the search box, and clear your postcode, and click the magnifying glass

2





The Committee

Meet the current committee members

The committee is voted on each year at our AGM. The committee is made up of retired and non-retired members, and offer their time voluntarily. For more info, visit <https://wmac.uk/meet-the-committee/>



Chairman

Dave Evans



Membership Secretary /

Treasurer


Simon Ford



Club Secretary /

Webmaster

Sam Booton



Club Officer

Clive Maulden



Club Officer

Jeremy Flatt



Club Officer

James Ford



Club Officer

Bryan Howes



Acceptance of rules and policies

If you are a **new member** then please either:

- Tear off the slip at the bottom of the page and return it with your signature to the membership secretary
- Email committee@wmac.uk to indicate you have read and accepted these conditions

.....

- I understand WMAC keeps my club membership information on a computer system and will only use it for club related communication.
- I have read and will abide by the WMAC club rules, which may change from time to time.
- I agree to the GDPR regulations.

Signed: _____ Print: _____

Date: ____/____/____

.....



Thank you
and welcome to the Worcester Model Aero Club



www.wmac.uk